
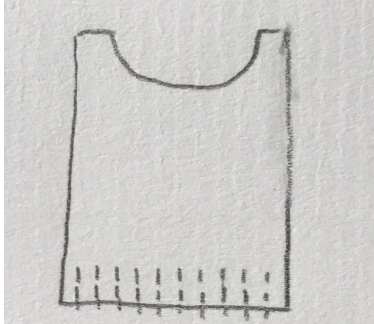



How to make a T-Shirt Bag!

Step 1!	Cut off the sleeves, collar and bottom seam of your t-shirt!	 <p>*Cut the dotted line with scissors*</p>
Step 2!	Cut vertical cuts in both sides at the bottom of the t-shirt!	 <p>*Cut the dotted line with scissors*</p>
Step 3!	Tie each side of the t-shirt together! Done!	 <p>*Cut the dotted line with scissors*</p>

Notes:

- Don't go out and buy a new t-shirt, use one you have at home that needs a new life (it's ok if it has holes in it)!
- They are super durable and they can hold many different weights of materials!